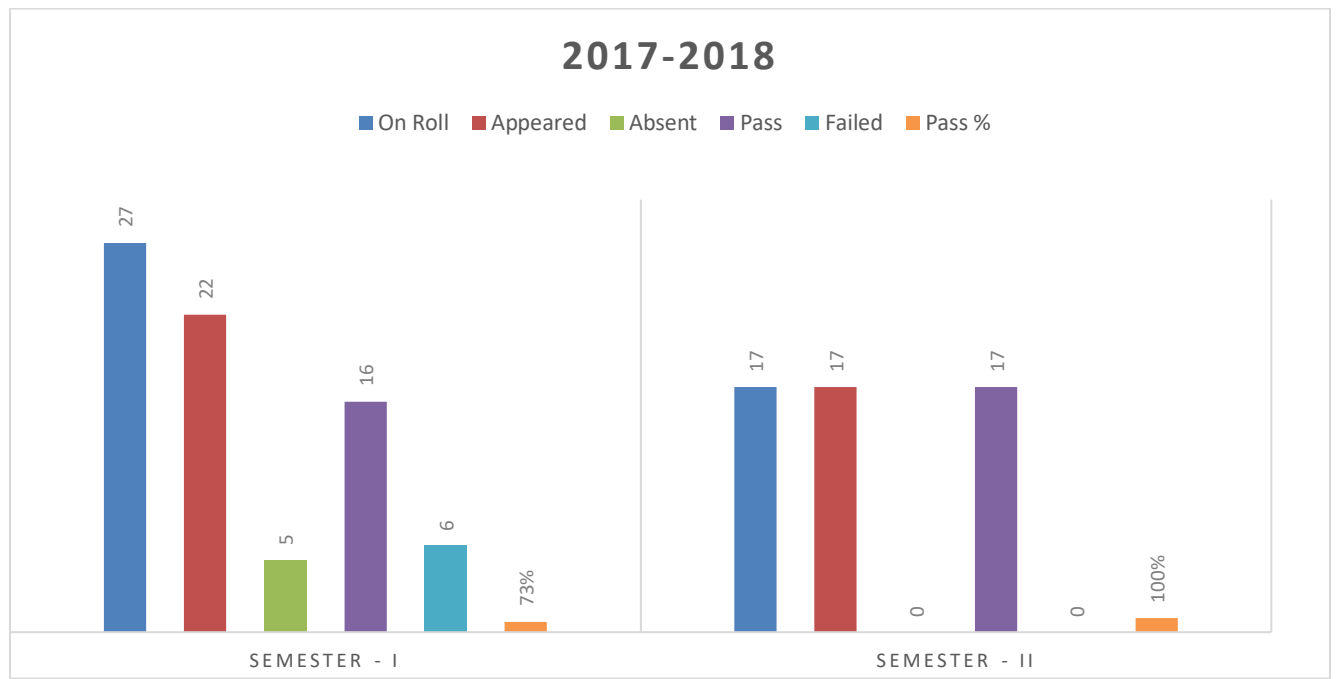


RESULT ANALYSIS

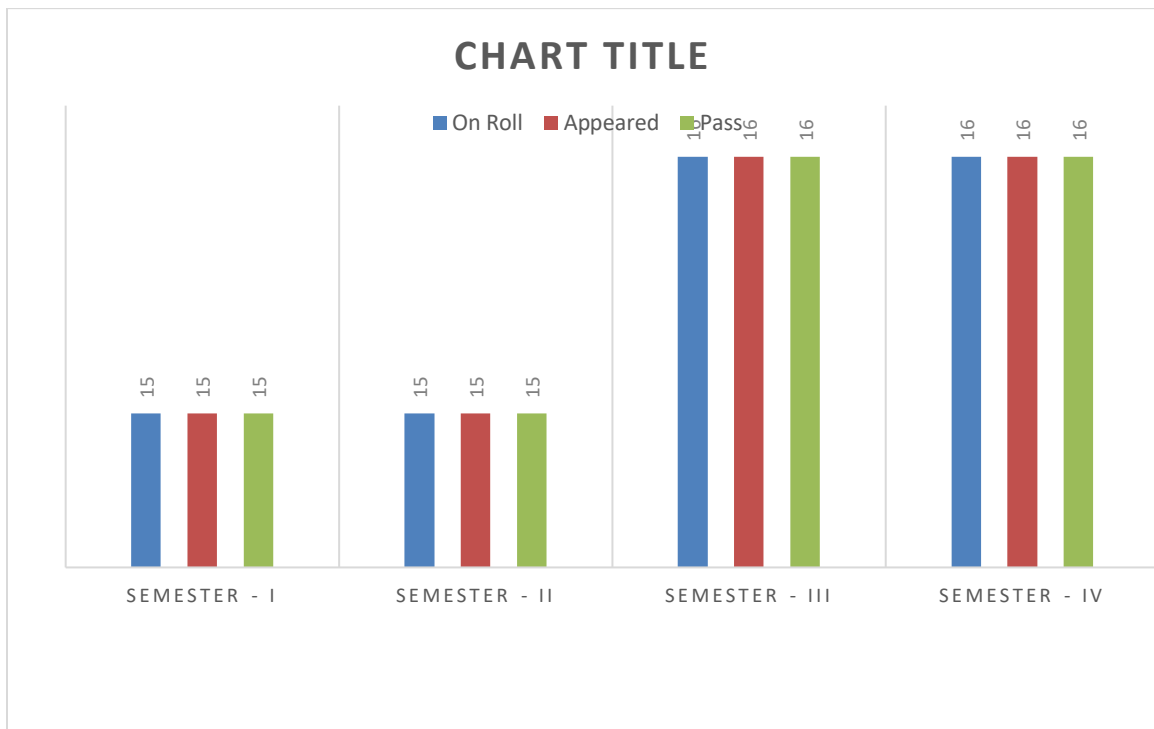
ACADEMIC YEAR 2017-2018

| Sem | On Roll | Appeared | Absent | Pass | Failed | Pass % |
|---------------|---------|----------|--------|------|--------|--------|
| SEMESTER - I | 27 | 22 | 5 | 16 | 6 | 73% |
| SEMESTER - II | 17 | 17 | 0 | 17 | 0 | 100% |



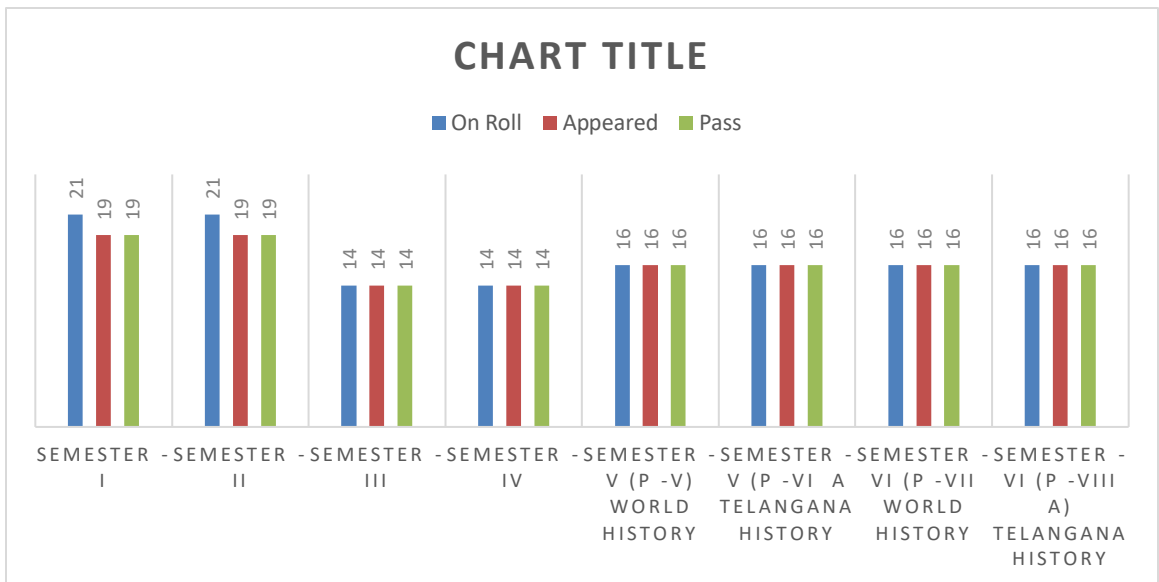
ACADEMIC YEAR 2018-2019

| Sem | On Roll | Appeared | Absent | Pass | Failed | Pass % |
|----------------|---------|----------|--------|------|--------|--------|
| SEMESTER - I | 15 | 15 | 0 | 15 | 0 | 100% |
| SEMESTER - II | 15 | 15 | 0 | 15 | 0 | 100% |
| SEMESTER - III | 16 | 16 | 0 | 16 | 0 | 100% |
| SEMESTER - IV | 16 | 16 | 0 | 16 | 0 | 100% |



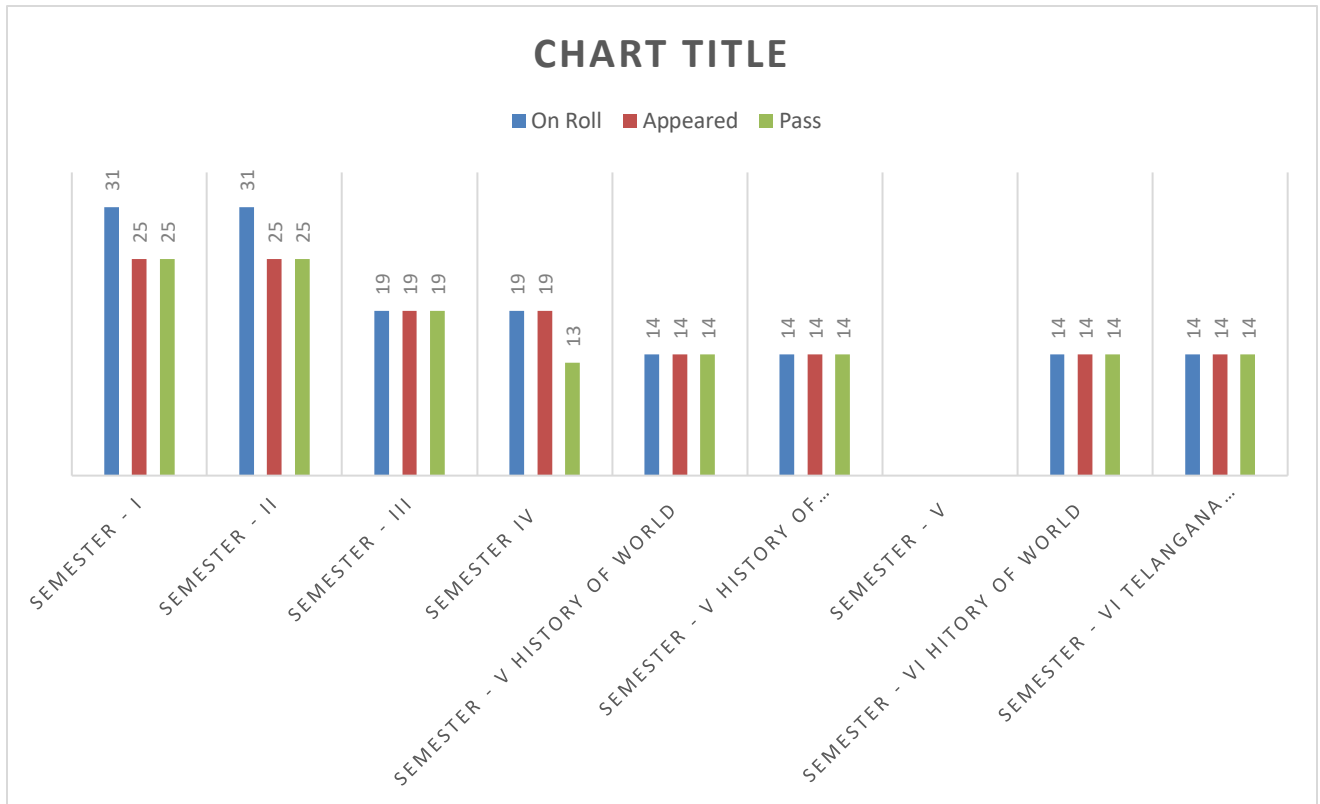
ACADEMIC YEAR 2019-2020

| Sem | On Roll | Appeared | Absent | Pass | Failed | Pass % |
|---|---------|----------|--------|------|--------|--------|
| SEMESTER - I | 21 | 19 | 2 | 19 | 0 | 100% |
| SEMESTER - II | 21 | 19 | 2 | 19 | 0 | 100% |
| SEMESTER - III | 14 | 14 | 0 | 14 | 0 | 100% |
| SEMESTER - IV | 14 | 14 | 0 | 14 | 0 | 100% |
| SEMESTER - V (P -V) WORLD HISTORY | 16 | 16 | 0 | 16 | 0 | 100% |
| SEMESTER - V (P -VI A) TELANGANA HISTORY | 16 | 16 | 0 | 16 | 0 | 100% |
| SEMESTER - VI (P -VII) WORLD HISTORY | 16 | 16 | 0 | 16 | 0 | 100% |
| SEMESTER - VI (P -VIII A) TELANGANA HISTORY | 16 | 16 | 0 | 16 | 0 | 100% |



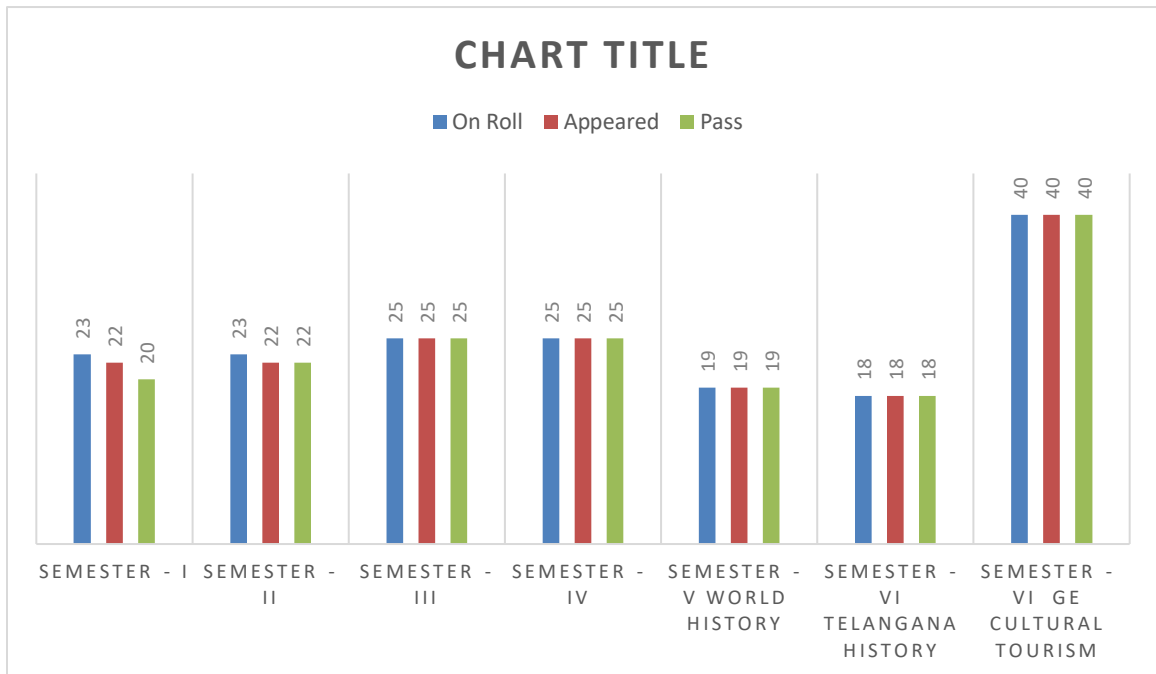
ACADEMIC YEAR 2020-2021

| Sem | On Roll | Appeared | Absent | Pass | Failed | Pass % |
|-----------------------------------|---------|----------|--------|------|--------|--------|
| SEMESTER - I | 31 | 25 | 6 | 25 | 0 | 100% |
| SEMESTER - II | 31 | 25 | 6 | 25 | 0 | 100% |
| SEMESTER - III | 19 | 19 | 0 | 19 | 0 | 100% |
| SEMESTER IV | 19 | 19 | 0 | 13 | 6 | 68% |
| SEMESTER - V HISTORY OF WORLD | 14 | 14 | 0 | 14 | 0 | 100% |
| SEMESTER - V HISTORY OF TELANGANA | 14 | 14 | 0 | 14 | 0 | 100% |
| SEMESTER - VI HITORY OF WORLD | 14 | 14 | 0 | 14 | 0 | 100% |
| SEMESTER - VI TELANGANA HISTORY | 14 | 14 | 0 | 14 | 0 | 100% |



ACADEMIC YEAR 2021-2022

| Sem | On Roll | Appeared | Absent | Pass | Failed | Pass % |
|-----------------------------------|---------|----------|--------|------|--------|--------|
| SEMESTER - I | 23 | 22 | 1 | 20 | 2 | 91% |
| SEMESTER - II | 23 | 22 | 1 | 22 | 0 | 100% |
| SEMESTER - III | 25 | 25 | 0 | 25 | 0 | 100% |
| SEMESTER - IV | 25 | 25 | 1 | 25 | 0 | 100% |
| SEMESTER - V WORLD HISTORY | 19 | 19 | 0 | 19 | 0 | 100% |
| SEMESTER - VI TELANGANA HISTORY | 18 | 18 | 0 | 18 | 0 | 100% |
| SEMESTER - VI GE CULTURAL TOURISM | 40 | 40 | 0 | 40 | 0 | 100% |



ACADEMIC YEAR 2022-2023

| Sem | On Roll | Appeared | Absent | Pass | Failed | Pass % |
|--|---------|----------|--------|------|--------|--------|
| SEMESTER - I | 27 | 24 | 3 | 15 | 9 | 63% |
| SEMESTER - II | 27 | 24 | 3 | 21 | 3 | 88% |
| SEMESTER - III | 22 | 22 | 0 | 22 | 0 | 100% |
| SEMESTER - IV | 22 | 22 | 0 | 22 | 0 | 100% |
| SEMESTER - V | 24 | 24 | 0 | 24 | 0 | 100% |
| SEMESTER - VI | 24 | 24 | 0 | 24 | 0 | 100% |
| SEMESTER - VI GE CULTURAL TOURISM IN INDIA | 52 | 52 | 0 | 52 | 0 | 100% |

